



période 1

V I S A

mon comportement

A worksheet for the word 'VISA'. It features a vertical column of the letters 'V', 'I', 'S', and 'A' on the left. To the right, the phrase 'mon comportement' is written in a cursive font. Below this is a grid of seven red-outlined boxes: two rows of three boxes each, with a single box centered under the second box of the second row. On the left side, there is a cartoon illustration of a sailor boy wearing a white cap with a red anchor, a white shirt with a red collar, blue overalls, and blue boots. In the top right corner, a sailboat is enclosed in a dashed blue circle. A dashed blue line with a knot at the end runs across the bottom of the page.

V I S A

mon comportement

A worksheet for the word 'VISA'. It features a vertical column of the letters 'V', 'I', 'S', and 'A' on the left. To the right, the phrase 'mon comportement' is written in a cursive font. Below this is a grid of seven red-outlined boxes: two rows of three boxes each, with a single box centered under the second box of the second row. On the left side, there is a cartoon illustration of a sailor boy wearing a white cap with a red anchor, a white shirt with a red collar, blue overalls, and blue boots. In the top right corner, a sailboat is enclosed in a dashed blue circle. A dashed blue line with a knot at the end runs across the bottom of the page.

V I S A

mon comportement

A worksheet for the word 'VISA'. It features a vertical column of the letters 'V', 'I', 'S', and 'A' on the left. To the right, the phrase 'mon comportement' is written in a cursive font. Below this is a grid of seven red-outlined boxes: two rows of three boxes each, with a single box centered under the second box of the second row. On the left side, there is a cartoon illustration of a sailor boy wearing a white cap with a red anchor, a white shirt with a red collar, blue overalls, and blue boots. In the top right corner, a sailboat is enclosed in a dashed blue circle. A dashed blue line with a knot at the end runs across the bottom of the page.

V I S A

mon comportement

A worksheet for the word 'VISA'. It features a vertical column of the letters 'V', 'I', 'S', and 'A' on the left. To the right, the phrase 'mon comportement' is written in a cursive font. Below this is a grid of seven red-outlined boxes: two rows of three boxes each, with a single box centered under the second box of the second row. On the left side, there is a cartoon illustration of a sailor boy wearing a white cap with a red anchor, a white shirt with a red collar, blue overalls, and blue boots. In the top right corner, a sailboat is enclosed in a dashed blue circle. A dashed blue line with a knot at the end runs across the bottom of the page.

V I S A

mon comportement

A worksheet for the word 'VISA'. It features a vertical column of the letters 'V', 'I', 'S', and 'A' on the left. To the right, the phrase 'mon comportement' is written in a cursive font. Below this is a grid of seven red-outlined boxes: two rows of three boxes each, with a single box centered under the second box of the second row. On the left side, there is a cartoon illustration of a sailor boy wearing a white cap with a red anchor, a white shirt with a red collar, blue overalls, and blue boots. In the top right corner, a sailboat is enclosed in a dashed blue circle. A dashed blue line with a knot at the end runs across the bottom of the page.

V I S A

mon comportement



A worksheet for the word 'VISA'. It features a vertical column of the letters 'V', 'I', 'S', and 'A' on the left. To the right, the phrase 'mon comportement' is written in a cursive font. Below this is a grid of seven red-outlined boxes: two rows of three boxes each, with a single box centered under the second box of the second row. On the left side, there is a cartoon illustration of a sailor boy wearing a white cap with a red anchor, a white shirt with a red collar, blue overalls, and blue boots. In the top right corner, a sailboat is enclosed in a dashed blue circle. A dashed blue line with a knot at the end runs across the bottom of the page.



période 2



V I S A

mon comportement



V I S A

mon comportement





V I S A

mon comportement





V I S A

mon comportement




V I S A


mon comportement



V I S A

mon comportement





V I S A

mon comportement

V I S A

mon comportement

V I S A

mon comportement

V I S A


mon comportement

V I S A

mon comportement

V I S A

mon comportement



période 4

VISA

mon comportement

VISA

mon comportement

VISA

mon comportement

VISA

mon comportement

VISA

mon comportement

VISA

mon comportement

VISA

mon comportement

VISA

mon comportement

VISA

mon comportement

VISA


mon comportement


VISA

mon comportement

VISA

mon comportement





période 1

VISA

mon comportement

VISA

mon comportement

VISA

mon comportement

VISA

mon comportement

VISA

mon comportement

VISA

mon comportement



Y

I

S

A

mon comportement





Y

I

S

A

mon comportement





Y

I

S

A

mon comportement





Y

I

S

A

mon comportement





Y

I

S

A

mon comportement





Y

I

S

A

mon comportement







V

I

S

A

mon comportement





V

I

S

A

mon comportement





V

I

S

A

mon comportement





V

I

S

A

mon comportement





V

I

S

A

mon comportement





V

I

S

A

mon comportement





V
I
S
A

mon comportement

V
I
S
A

mon comportement

V
I
S
A

mon comportement

V
I
S
A


mon comportement

V
I
S
A

mon comportement



V
I
S
A

mon comportement





V I S A

mon comportement





V I S A

mon comportement





V I S A

mon comportement





V I S A

mon comportement



V I S A

mon comportement



V I S A

mon comportement

