



T

H

mon comportement

Worksheet 1: A green-bordered box containing a Roman soldier illustration on the left. At the top, there is a dashed line with a laurel wreath on the right and a grey rectangular box for a name. Below the name, the text 'mon comportement' is written in a cursive font. Underneath, there is a grid of seven empty boxes for writing: two rows of three boxes each, with a single box centered under the second box of the second row. On the left side of the grid, there are four arrows pointing right, corresponding to the rows of boxes.

T

H

mon comportement

Worksheet 2: Identical to Worksheet 1, featuring a Roman soldier illustration, a name box, the text 'mon comportement', and a grid of seven empty boxes for writing with four arrows on the left.

T

H

mon comportement

Worksheet 3: Identical to Worksheet 1, featuring a Roman soldier illustration, a name box, the text 'mon comportement', and a grid of seven empty boxes for writing with four arrows on the left.

T

H

mon comportement

Worksheet 4: Identical to Worksheet 1, featuring a Roman soldier illustration, a name box, the text 'mon comportement', and a grid of seven empty boxes for writing with four arrows on the left.

T

H

mon comportement

Worksheet 5: Identical to Worksheet 1, featuring a Roman soldier illustration, a name box, the text 'mon comportement', and a grid of seven empty boxes for writing with four arrows on the left.

T

H

mon comportement

Worksheet 6: Identical to Worksheet 1, featuring a Roman soldier illustration, a name box, the text 'mon comportement', and a grid of seven empty boxes for writing with four arrows on the left.



H []

←

R

<

U

L

←

mon comportement

H []

←

R

<

U

L

←

mon comportement

H []

←

R

<

U

L

←

mon comportement

H []

←

R

<

U

L

←

mon comportement

H []

←

R

<

U

L

←

mon comportement

H []

←

R

<

U

L

←

mon comportement



H

←


L *mon comportement*

<input type="text"/>	<input type="text"/>	<input type="text"/>
<input type="text"/>	<input type="text"/>	

←

N

←



H

←


L *mon comportement*

<input type="text"/>	<input type="text"/>	<input type="text"/>
<input type="text"/>	<input type="text"/>	

←

N

←



H

←


L *mon comportement*

<input type="text"/>	<input type="text"/>	<input type="text"/>
<input type="text"/>	<input type="text"/>	

←

N

←



H

←


L *mon comportement*

<input type="text"/>	<input type="text"/>	<input type="text"/>
<input type="text"/>	<input type="text"/>	

←

N

←



H

←


L *mon comportement*

<input type="text"/>	<input type="text"/>	<input type="text"/>
<input type="text"/>	<input type="text"/>	

←

N

←



H

←


L *mon comportement*

<input type="text"/>	<input type="text"/>	<input type="text"/>
<input type="text"/>	<input type="text"/>	

←

N

←





U

L


Y *mon comportement*

<input type="text"/>	<input type="text"/>	<input type="text"/>
<input type="text"/>	<input type="text"/>	<input type="text"/>

S

S

←



Dashed green lines for tracing are present at the top and bottom of the card.

U

L


Y *mon comportement*

<input type="text"/>	<input type="text"/>	<input type="text"/>
<input type="text"/>	<input type="text"/>	<input type="text"/>

S

S

←



Dashed green lines for tracing are present at the top and bottom of the card.

U

L


Y *mon comportement*

<input type="text"/>	<input type="text"/>	<input type="text"/>
<input type="text"/>	<input type="text"/>	<input type="text"/>

S

S

←



Dashed green lines for tracing are present at the top and bottom of the card.

U

L


Y *mon comportement*

<input type="text"/>	<input type="text"/>	<input type="text"/>
<input type="text"/>	<input type="text"/>	<input type="text"/>

S

S

←



Dashed green lines for tracing are present at the top and bottom of the card.

U

L


Y *mon comportement*

<input type="text"/>	<input type="text"/>	<input type="text"/>
<input type="text"/>	<input type="text"/>	<input type="text"/>

S

S

←



Dashed green lines for tracing are present at the top and bottom of the card.

U

L


Y *mon comportement*

<input type="text"/>	<input type="text"/>	<input type="text"/>
<input type="text"/>	<input type="text"/>	<input type="text"/>

S

S

←



Dashed green lines for tracing are present at the top and bottom of the card.



H

←

mon comportement

R			
M			
←			
S			

H

←

mon comportement

R			
M			
←			
S			

H

←

mon comportement

R			
M			
←			
S			

H

←

mon comportement

R			
M			
←			
S			

H

←

mon comportement

R			
M			
←			
S			

H

←

mon comportement

R			
M			
←			
S			