

T

H

mon comportement

Detailed description: This is the first of six identical worksheets. Each worksheet is enclosed in a green border. At the top left, there is a large letter 'T' followed by a grey rectangular box for writing. Below it is a large letter 'H'. To the right of 'H' is a decorative green laurel wreath. In the center, the text 'mon comportement' is written in a cursive font. Below this text is a grid of seven empty boxes: three in the first row, three in the second row, and one centered in the third row. To the left of the grid is an illustration of a Roman soldier in a blue tunic and sandals, holding a sword. On the far left, there are four arrows pointing to the right, corresponding to the rows of the grid. At the bottom, there is a dashed green line that forms a decorative flourish.

T

H

mon comportement

Detailed description: This is the second of six identical worksheets, identical in layout and content to the first one.

T

H

mon comportement

Detailed description: This is the third of six identical worksheets, identical in layout and content to the first one.

T

H

mon comportement

Detailed description: This is the fourth of six identical worksheets, identical in layout and content to the first one.

T

H

mon comportement

Detailed description: This is the fifth of six identical worksheets, identical in layout and content to the first one.

T

H

mon comportement

Detailed description: This is the sixth of six identical worksheets, identical in layout and content to the first one.



H []

←

R

<

U

L

←

mon comportement

H []

←

R

<

U

L

←

mon comportement

H []

←

R

<

U

L

←

mon comportement

H []

←

R

<

U

L

←

mon comportement

H []

←

R

<

U

L

←

mon comportement

H []

←

R

<

U

L

←

mon comportement



H

←


L *mon comportement*

<input type="text"/>	<input type="text"/>	<input type="text"/>
<input type="text"/>	<input type="text"/>	

←

N

←



H

←


L *mon comportement*

<input type="text"/>	<input type="text"/>	<input type="text"/>
<input type="text"/>	<input type="text"/>	

←

N

←



H

←


L *mon comportement*

<input type="text"/>	<input type="text"/>	<input type="text"/>
<input type="text"/>	<input type="text"/>	

←

N

←



H

←


L *mon comportement*

<input type="text"/>	<input type="text"/>	<input type="text"/>
<input type="text"/>	<input type="text"/>	

←

N

←



H

←


L *mon comportement*

<input type="text"/>	<input type="text"/>	<input type="text"/>
<input type="text"/>	<input type="text"/>	

←

N

←



H

←


L *mon comportement*


<input type="text"/>	<input type="text"/>	<input type="text"/>
<input type="text"/>	<input type="text"/>	

←

N

←





U


L

Y *mon comportement*

S

S

←



Dashed green lines for tracing are present at the top and bottom of the card.

U


L

Y *mon comportement*

S

S

←



Dashed green lines for tracing are present at the top and bottom of the card.

U


L

Y *mon comportement*

S

S

←



Dashed green lines for tracing are present at the top and bottom of the card.

U


L

Y *mon comportement*

S

S

←



Dashed green lines for tracing are present at the top and bottom of the card.

U


L

Y *mon comportement*

S

S

←



Dashed green lines for tracing are present at the top and bottom of the card.

U


L

Y *mon comportement*

S

S

←



Dashed green lines for tracing are present at the top and bottom of the card.



H

←

mon comportement

R			
M			
←			
S			

H

←

mon comportement

R			
M			
←			
S			

H

←

mon comportement

R			
M			
←			
S			

H

←

mon comportement

R			
M			
←			
S			

H

←

mon comportement

R			
M			
←			
S			

H

←

mon comportement

R			
M			
←			
S			